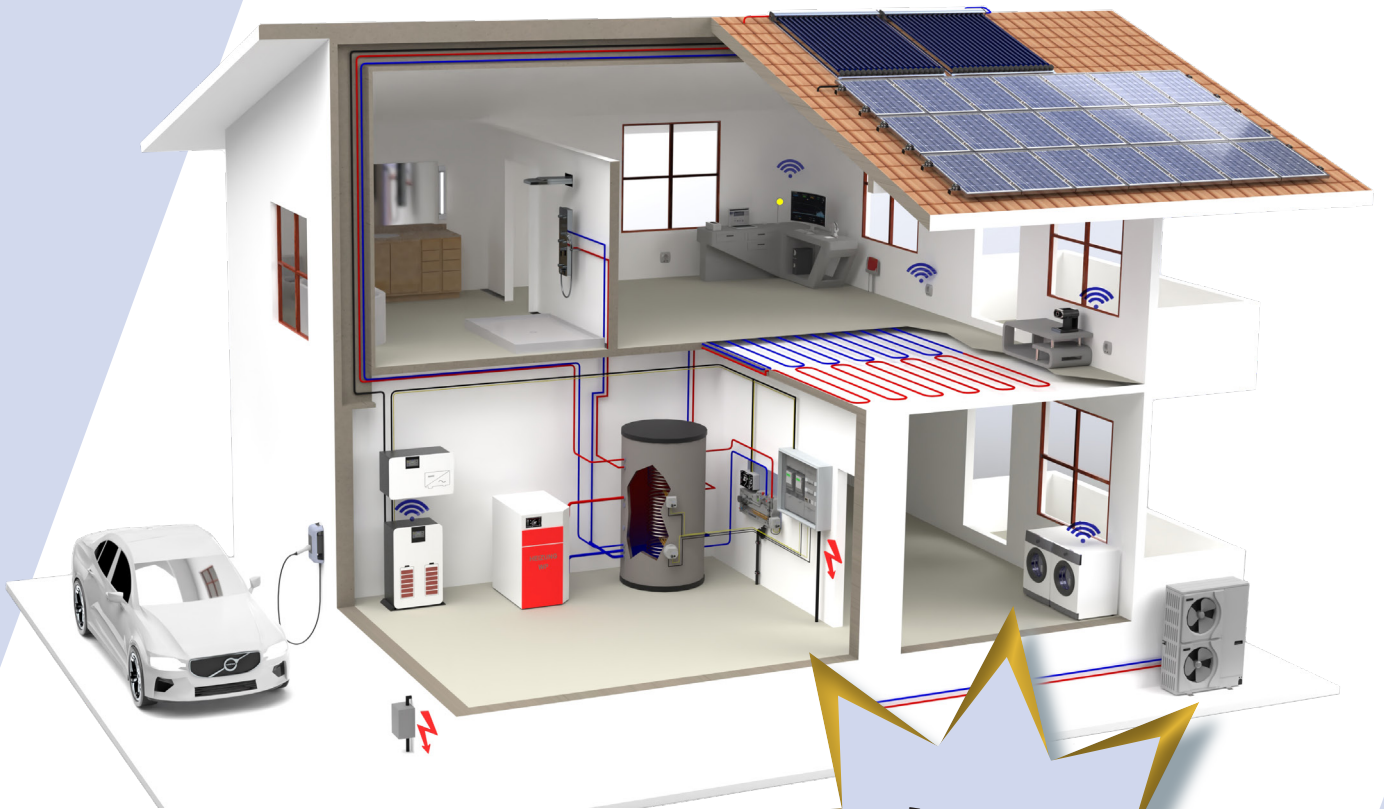


# ASKOMA *we care about energy*



**Top Features**  
Extensive visualisation  
Legionella protection program  
48h energy yield forecast



ASKOHOME+



Installer  
ASKOHOMEI...

ASKOHOME+ is available for testing free of charge in the Play and App Store with a demo login.

## ASKOFAMILY+ EVERYTHING REQUIRED FOR SURPLUS PV POWER STORAGE



- **ASKOHEAT+** Screw-in and flange heater
- **ASKOWALL+** Wall console ready for connection
- **ASKOSET+** Energy meter and energy manager
- **ASKOHOME+** app

## THE ASKOHEAT+ IS USED WITH THE ASKOSET+



The **ASKOHEAT+** converts your electricity surplus from the PV system, wind turbine, water turbine or CHP into heat and stores it in your buffer tank / boiler in the house. This heat is then available when needed. The whole thing is easy to install thanks to the finished cable connector system.

The heating element can be controlled via LAN, Modbus TCP / RTU, REST API JSON and 0-10V.

The **ASKOHEAT+** flange and screw-in heaters are produced as Incoloy 825 versions, suitable for a simple direct mounting in all heating and drinking water tanks.


Thanks to the insulated construction and the dip switch, they can be used in black steel, enamelled as well as stainless steel tanks. This solves the problem of corrosion with regard to the different storage materials.

The **ASKOSET+** consists of an ASKOMA energy manager with power pack and optionally of an energy meter (bidirectional meter up to 100A). The energy manager with power pack can be mounted on a DIN rail in a junction box, and the energy meter can be mounted on the house node (fuse box).



The **ASKOHOME+** app is a product for the visualisation and optimisation of self-produced electricity from a photovoltaic system. The purchase price includes the first year. From the second year, the app will then be subject to a fee. The app offers the PV owner the following functionalities:

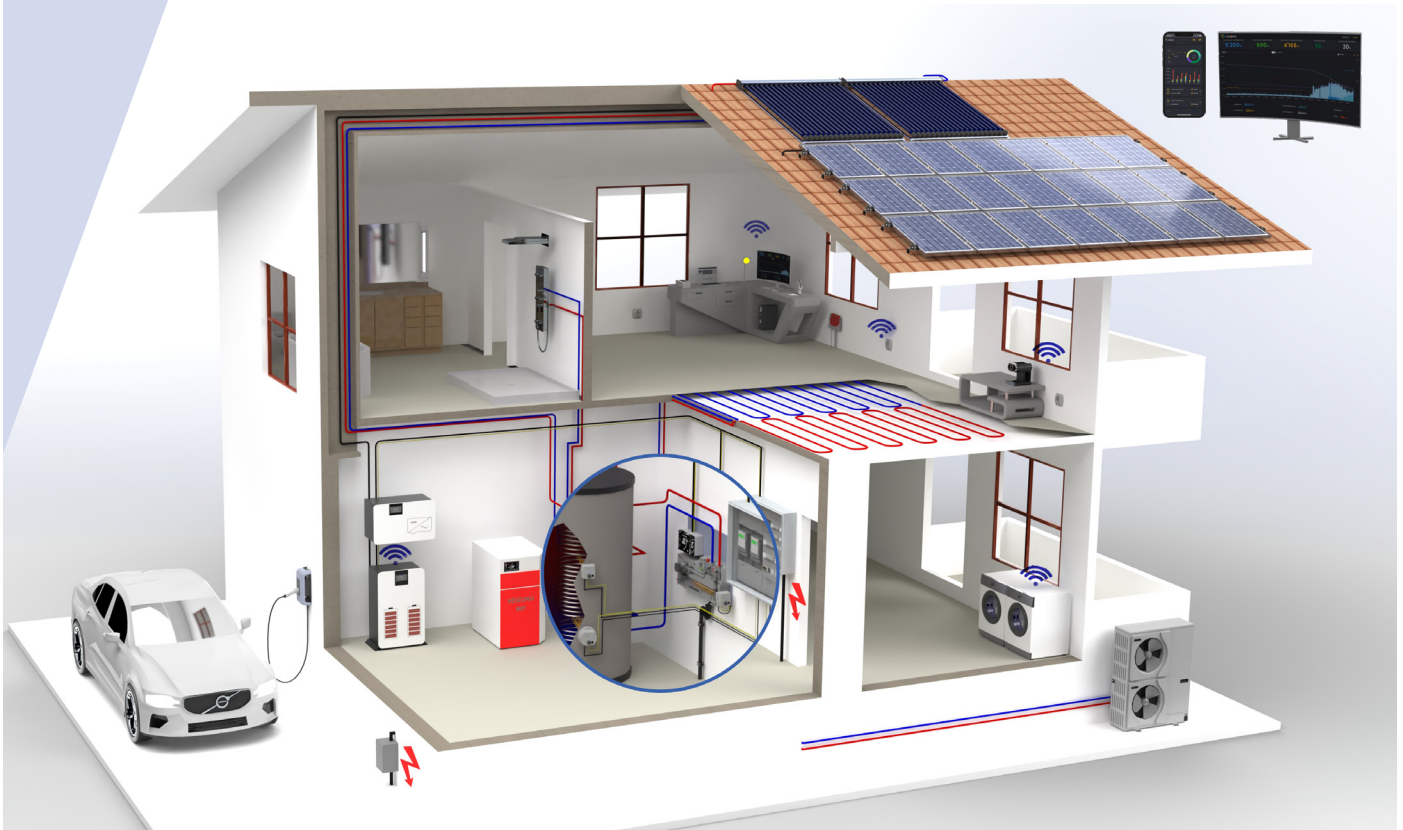
- Clear dashboard with the most important key figures of the PV system
- Visual representation of the energy flows including **ASKOHEAT+**
- Several **ASKOHEAT+** can be controlled and prioritised
- Quick overview of the last 7 days of production, self-consumption and grid purchases
- Detailed daily, monthly and yearly views, degree of self-sufficiency, etc.
- Setting the prioritisation of the connected devices
- Etc.



If you use the **ASKOWALL+** the energy manager and the power pack are placed in the junction box mounted on it. However, the energy meter is still installed at the house node.

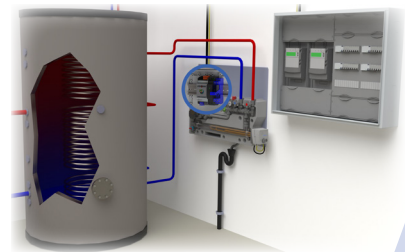
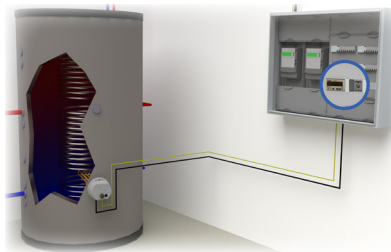
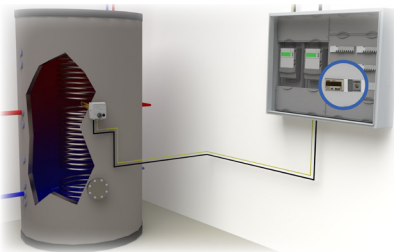
The **ASKOWALL+** is designed for easy installation on any conventional heating buffer tank in order to generate energy-efficient, gentle high-temperature stratification for the user. For this purpose, the **ASKOWALL+** can be connected directly to the respective heating buffer tank.

## DEVICE VARIANTS



**ASKOHEAT+** screw-in and flange heater together with **ASKOSET+**

**ASKOWALL+** incl. **ASKOHEAT+** screw-in heater together with **ASKOSET+**



Targeted increase in self-consumption through prioritisation and control:

- Heat pump
- Inverter
- Battery storage
- Car charging station
- Car charging system
- Bidirectional charging station
- Energy measurement
- Radio sockets
- Several **ASKOHEAT+**
- up to 99 devices

All supported devices for our software package can be found here:



Supported devices

## ORDER OPTIONS

	Order no.	Appellation	Description	Immersion length mm	Use
<b>1.1. ASKOWALL+</b>					
	012-2103	<b>ASKOWALL+</b>	<b>ASKOWALL+</b> for heating water, composed of a hydraulic unit with mud, flap, filling valve, vent valve, connection for possible expansion tank, pressure relief valve, return flow shutoff, flow shutoff, thermostatic valve 50-75°C, connection for <b>ASKOHEAT+</b> according to choice of power, drain cock, circulation pump and insulation housing. Electrical junction box prepared for <b>ASKOSET+</b> system, including pre-wiring of the circulation pump and the heating element.	1300x700	
<b>2.1. ASKOSET+</b>					
	012-2275	<b>ASKOSET+</b>	Contains energy manager incl. software and cloud use for one year as well as 24V power pack (if a bidirectional energy meter is available on site from the SmartMeter list). A possible extension tool would be a second SmartMeter for displaying PV production and energy consumption if the inverter was non-readable.		Wall/Tank
	012-2280	<b>ASKOSET+</b>	Contains bidirectional meter, energy manager incl. software and cloud use for one year as well as 24V power pack (if a bidirectional energy meter is available on site from the SmartMeter list). A possible extension tool would be a second SmartMeter for displaying PV production and energy consumption if the inverter was non-readable.		Wall/Tank
<b>3.1. Screw-in heater ASKOHEAT+, 7 and 3 levels, 230V / 400V</b>					
	012-6391	AHIR-BI-plus-1.75	<b>ASKOHEAT+, 7 levels, 230V / 400V, 1.75kW</b>	400	Wall/Tank
	012-6392	AHIR-BI-plus-3.5	<b>ASKOHEAT+, 7 levels, 400V, 3.5kW</b>	600	Wall/Tank
	012-6393	AHIR-BI-plus-4.4	<b>ASKOHEAT+, 7 levels, 400V, 4.4kW</b>	700	Wall/Tank
	012-6394	AHIR-BI-plus-5.2	<b>ASKOHEAT+, 7 levels, 400V, 5.2kW</b>	750	Wall/Tank
	012-6397	AHIR-BI-plus-7.5	<b>ASKOHEAT+, 3 levels, 400V, 7.5kW</b>	700	Wall/Tank
	012-6398	AHIR-BI-plus-9.0	<b>ASKOHEAT+, 3 levels, 400V, 9.0kW</b>	750	Wall/Tank
<b>3.2. Flange heater ASKOHEAT-F+, Ø 180mm, 7 and 3 levels, 230V / 400V</b>					
	012-6791	AHFR-BI-plus-1.75	<b>ASKOHEAT-F+, 7 levels, 230V / 400V, 1.75kW</b>	260	Tank
	012-6792	AHFR-BI-plus-3.5	<b>ASKOHEAT-F+, 7 levels, 400V, 3.5kW</b>	360	Tank
	012-6793	AHFR-BI-plus-4.4	<b>ASKOHEAT-F+, 7 levels, 400V, 4.4kW</b>	420	Tank
	012-6794	AHFR-BI-plus-5.8	<b>ASKOHEAT-F+, 7 levels, 400V, 5.8kW</b>	540	Tank
	012-6797	AHF180-BI-plus-7.5	<b>ASKOHEAT-F+, 3 levels, 400V, 7.5kW</b>	420	Tank
	012-6798	AHF180-BI-plus-9.0	<b>ASKOHEAT-F+, 3 levels, 400V, 9.0kW</b>	490	Tank
<b>3.3. Flange heater ASKOHEAT-F+, Ø 240mm, 6 and 19 levels, 400V</b>					
	012-1761	AHF240-BI-plus-10.0	<b>ASKOHEAT-F+, 6 levels, 400V, 10.0kW</b>	300	Tank
	012-1763	AHF240-BI-plus-15.0	<b>ASKOHEAT-F+, 6 levels, 400V, 15.0kW</b>	420	Tank
	012-1766	AHF240-BI-plus-20.0	<b>ASKOHEAT-F+, 6 levels, 400V, 20.0kW</b>	540	Tank
	012-1771	AHF240-BI-plus-9.5	<b>ASKOHEAT-F+, 19 levels, 400V, 9.5kW</b>	360	Tank
	012-1774	AHF240-BI-plus-15.8	<b>ASKOHEAT-F+, 19 levels, 400V, 15.8kW</b>	540	Tank
<b>3.4. Flange heater ASKOHEAT-F+, Ø 280mm, 6 and 19 levels, 400V</b>					
	012-1861	AHF280-BI-plus-10.0	<b>ASKOHEAT-F+, 6 levels, 400V, 10.0kW</b>	300	Tank
	012-1863	AHF280-BI-plus-15.0	<b>ASKOHEAT-F+, 6 levels, 400V, 15.0kW</b>	420	Tank
	012-1866	AHF280-BI-plus-20.0	<b>ASKOHEAT-F+, 6 levels, 400V, 20.0kW</b>	540	Tank
	012-1871	AHF280-BI-plus-9.5	<b>ASKOHEAT-F+, 19 levels, 400V, 9.5kW</b>	360	Tank
	012-1874	AHF280-BI-plus-15.8	<b>ASKOHEAT-F+, 19 levels, 400V, 15.8kW</b>	540	Tank
<b>4.1. Options</b>					
	012-0130	<b>ASKOHOSE</b>	Two oxygen-tight OXYban connection hoses for a flexible connection of the <b>ASKOWALL</b> to the buffer tank (length 1600mm)		Wall
	012-0125	<b>ASKOSENSOR</b>	Sensor set with 3x PT1000 sensors and junction box for <b>ASKOHEAT+</b> if used in tank		Tank
	012-0126	<b>ASKOSENSOR</b>	Sensor set with 4x PT1000 sensors for <b>ASKOHEAT+</b> to be attached on the <b>ASKOWALL</b>		Wall